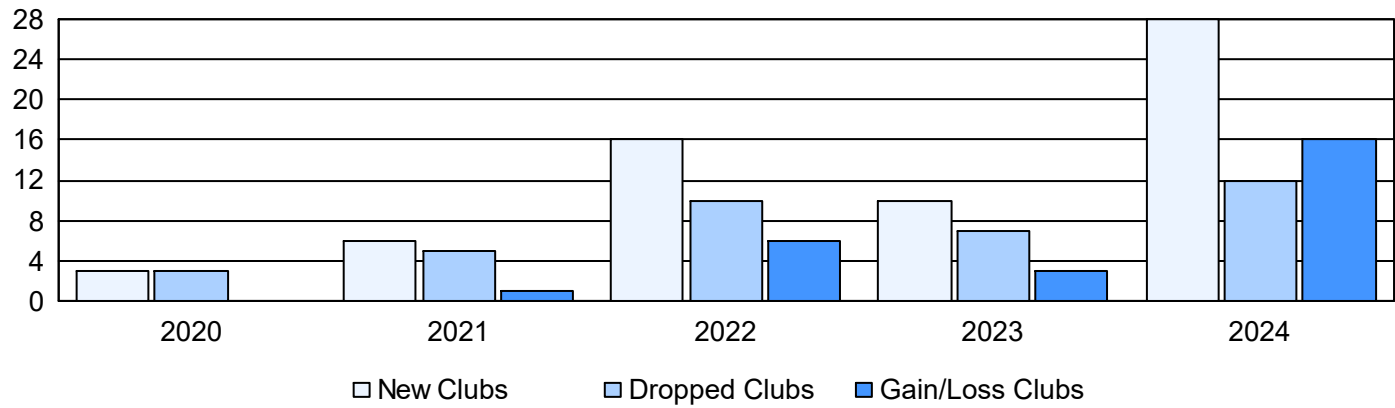
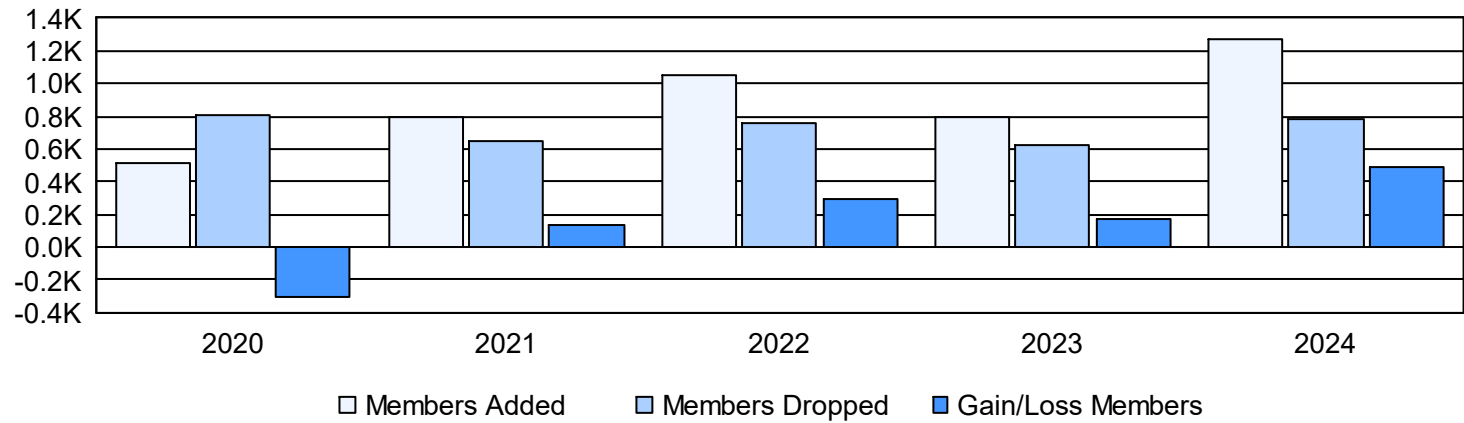


Year	New Clubs	Dropped Clubs	Gain/ Loss Clubs	New Members	Charter Members	Reinstate Members	Transfer Members	Total Member Added	Total Members Dropped	Gain/ Loss Members
2019-2020	3	3	0	225	150	45	90	510	811	-301
2020-2021	6	5	1	433	225	103	34	795	654	141
2021-2022	16	10	6	511	435	98	11	1,055	762	293
2022-2023	10	7	3	374	305	68	49	796	625	171
2023-2024	28	12	16	377	714	30	149	1,270	785	485
Average	13	7	5	384	366	69	67	885	727	158

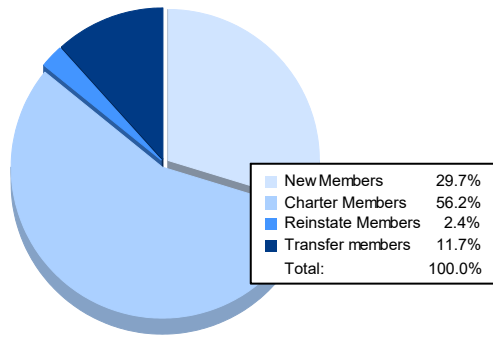
Clubs



Members



Membership Composition June 2024 Cumulative



Gender Composition June 2024 Cumulative

